

par() Graphical Parameters

Visual cheat sheet for some plot parameters in R. See `?par` for more information.

Symbol Styles

pch | Point Types

- 1 ▣ 14
- △ 2 ■ 15
- + 3 ● 16
- × 4 ▲ 17
- ◇ 5 ◆ 18
- ▽ 6 ● 19
- ⊠ 7 ● 20
- * 8 ○ 21
- ⊕ 9 □ 22
- ⊕ 10 ◆ 23
- ⊗ 11 ▲ 24
- ⊗ 12 ▼ 25
- ⊗ 13

you can also use any character

lty | Line Types

- _____ 1
- 2
- 3
- .-.-.- 4
- 5
- .-.-.- 6

lwd | Line Width

- _____ .1
- _____ .25
- _____ .5
- _____ 1
- _____ 3
- _____ 6

Figures Arrangement

mfrow | Multiple Figures by Row

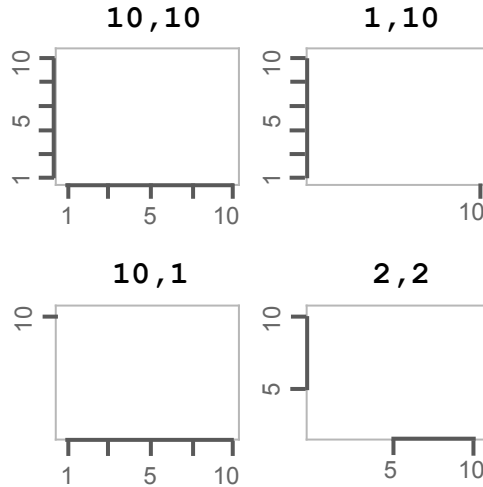
2, 3



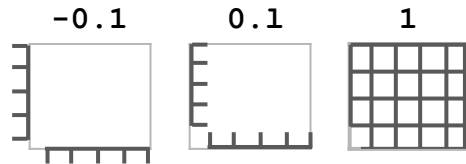
Also available `mfcol` for multiple figures by column

Axes

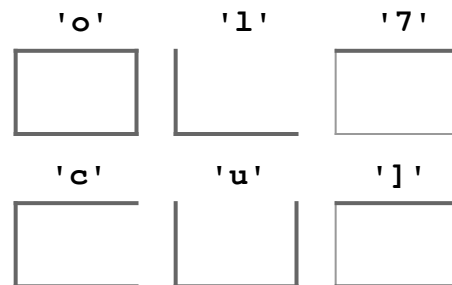
lab | Tick Placement



tck | Tick Length



bty | Box Type



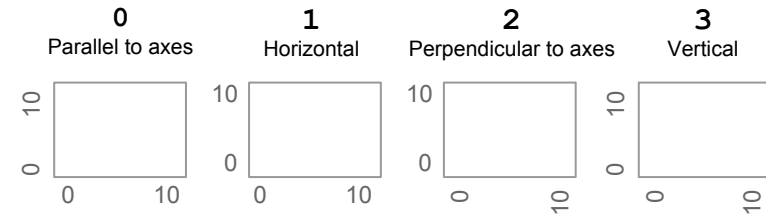
Text and Labels

family, font | Typeface and Font Style

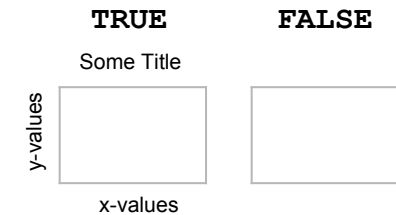
- | | | |
|---------------------------------------|----------------------------------------|---------------------------------------|
| family: mono
font: 1 | family: serif
font: 1 | family: sans
font: 1 |
| family: mono
font: 2 | family: serif
font: 2 | family: sans
font: 2 |
| family: mono
font: 3 | family: serif
font: 3 | family: sans
font: 3 |
| family: mono
font: 4 | family: serif
font: 4 | family: sans
font: 4 |

Also available: `font.main` (main title), `font.lab` (axis labels), `font.sub` (subtitle)

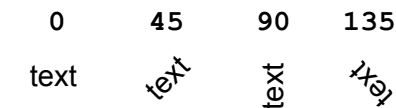
las | Label Orientation



ann | Plot Annotation



srt | String Rotation



lheight | Line Height

1
The quick brown fox jumps over the lazy dog and runs away with all the food

1.5
The quick brown fox jumps over the lazy dog and runs away with all the food

Based on *Flowing Data's cheat sheet*